



SMT High Current Power Inductors - SEP1004EC SERIES



PART NUMBERING SYSTEM

SEP	1004EC	—	4R7M	—	L F
TYPE	DIMENSIONS		INDUCTANCE		LEAD FREE

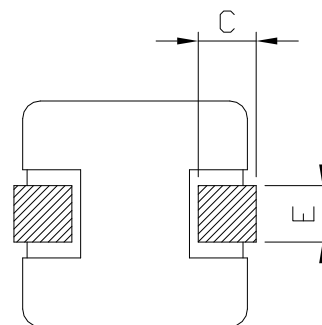
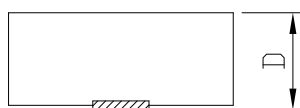
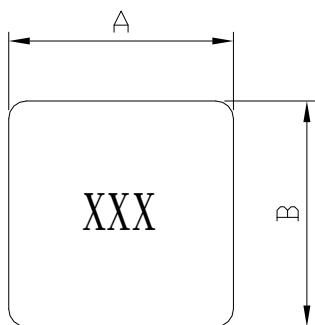
SHAPES AND DIMENSIONS :

UNIT : mm



FEATURES :

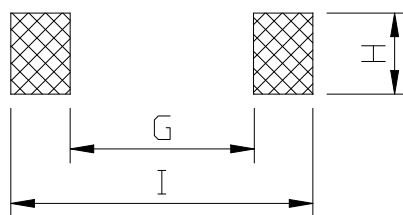
- * Low profile.
- * Magnetically shielded low DC resistance .
- * Suitable for large current application. DC current up to 46A .
- * Laptop & Notebook computers.
- * Battery powered equipment.
- * DC/DC converters.
- * Digital 、 Cameras 、 Scanners, CD-ROM & DVD.



A=11.5±1.0 B=10.5±0.5 C=2.3 Ref. D=4.0 Max. E=3.0 Ref.

UNIT : mm

RECOMMENDED PATTERNS



G=6.0 H=4.0 I= 13.0

UNIT : mm

SMT High Current Power Inductors - SEP1004EC SERIES



SPECIFICATION TABLE

PART NUMBER	INDUCTANCE (μH)	Isat (A) (Typ.)	Irms (A) (Δ t) 40°C (Typ.)	DCR (mΩ) (Max.)	DCR (mΩ) (Typ.)	Test Freq. (KHz)
SEP1004EC-R19M-LF	0.19±20%	46.0	40.0	0.80	0.70	100KHz/1V
SEP1004EC-R24M-LF	0.24±20%	44.0	33.0	0.95	0.85	100KHz/1V
SEP1004EC-R36M-LF	0.36±20%	30.0	32.0	1.15	1.05	100KHz/1V
SEP1004EC-R47M-LF	0.47±20%	30.0	30.0	1.68	1.53	100KHz/1V
SEP1004EC-R56M-LF	0.56±20%	22.0	32.0	1.80	1.60	100KHz/1V
SEP1004EC-R78M-LF	0.78±20%	22.0	27.0	1.90	1.80	100KHz/1V
SEP1004EC-1R0M-LF	1.0±20%	20.0	25.0	2.50	2.30	100KHz/1V
SEP1004EC-1R8M-LF	1.8±20%	16.0	17.0	5.00	4.50	100KHz/1V
SEP1004EC-2R0M-LF	2.0±20%	14.0	16.0	5.80	5.20	100KHz/1V
SEP1004EC-4R7M-LF	4.7±20%	7.60	9.50	14.2	12.9	100KHz/1V
SEP1004EC-6R8M-LF	6.8±20%	7.50	9.00	19.3	17.5	100KHz/1V
SEP1004EC-100M-LF	10±20%	7.10	7.50	30.5	27.8	100KHz/1V
SEP1004EC-150M-LF	15±20%	6.00	6.25	45.0	40.9	100KHz/1V
SEP1004EC-220M-LF	22±20%	4.50	5.00	66.0	60.4	100KHz/1V
SEP1004EC-330M-LF	33±20%	4.00	4.40	94.5	87.5	100KHz/1V
SEP1004EC-470M-LF	47±20%	3.00	4.00	145	132	100KHz/1V
SEP1004EC-101M-LF	100±20%	2.25	3.00	270	249	100KHz/1V

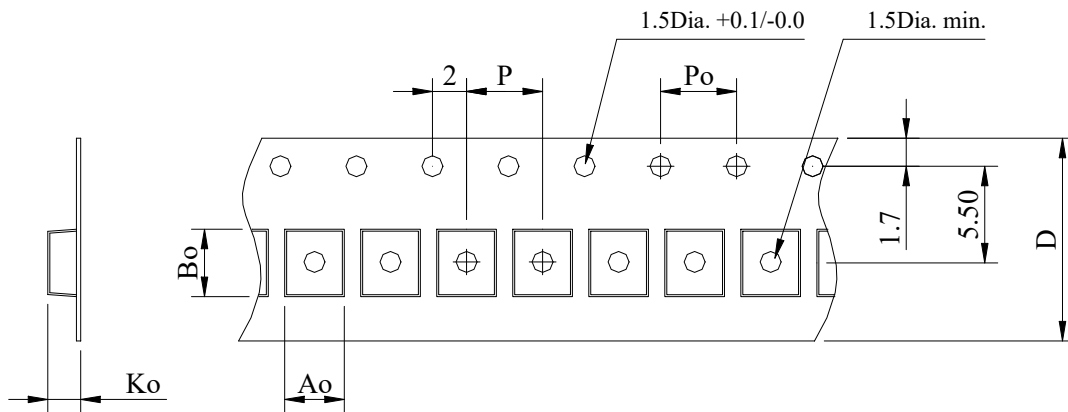
- Isat : DC current at which the inductance drops 30% (typ) from its value without current.
- Irms : Average current for a 40°C temperature rise above 25°C ambient.
- Operating temperature range -55°C to +125°C.



SMT High Current Power Inductors - SEP1004EC SERIES



PACKAGING SPECIFICATION



STAYLE	Q'TY (PCS)	DIMENSIONS (m/m)					
		A_o	B_o	K_o	P	P_o	$D \pm 0.3$
13"	800	12.2	11.2	4.1	16	4.0	24